





GOOD SHEPHERD LUTHERAN SCHOOL

2021-2022

School Year Calendar

-  NO SCHOOL; EXTENDED DAYCARE OPEN
-  ENTIRE SCHOOL CLOSED
-  SCHOOL EVENTS
-  POTENTIAL SNOW DAYS

| September 21 | | | | | | |
|--------------|----|----|----|----|----|----|
| Su | M | Tu | W | Th | F | Sa |
| | | | 1 | 2 | 3 | 4 |
| 5 | 6 | 7 | 8 | 9 | 10 | 11 |
| 12 | 13 | 14 | 15 | 16 | 17 | 18 |
| 19 | 20 | 21 | 22 | 23 | 24 | 25 |
| 26 | 27 | 28 | 29 | 30 | | |

| October 21 | | | | | | |
|------------|----|----|----|----|----|----|
| Su | M | Tu | W | Th | F | Sa |
| | | | | | 1 | 2 |
| 3 | 4 | 5 | 6 | 7 | 8 | 9 |
| 10 | 11 | 12 | 13 | 14 | 15 | 16 |
| 17 | 18 | 19 | 20 | 21 | 22 | 23 |
| 24 | 25 | 26 | 27 | 28 | 29 | 30 |
| 31 | | | | | | |

| November 21 | | | | | | |
|-------------|----|----|----|----|----|----|
| Su | M | Tu | W | Th | F | Sa |
| | 1 | 2 | 3 | 4 | 5 | 6 |
| 7 | 8 | 9 | 10 | 11 | 12 | 13 |
| 14 | 15 | 16 | 17 | 18 | 19 | 20 |
| 21 | 22 | 23 | 24 | 25 | 26 | 27 |
| 28 | 29 | 30 | | | | |

| December 21 | | | | | | |
|-------------|----|----|----|----|----|----|
| Su | M | Tu | W | Th | F | Sa |
| | | | 1 | 2 | 3 | 4 |
| 5 | 6 | 7 | 8 | 9 | 10 | 11 |
| 12 | 13 | 14 | 15 | 16 | 17 | 18 |
| 19 | 20 | 21 | 22 | 23 | 24 | 25 |
| 26 | 27 | 28 | 29 | 30 | 31 | |

| January 22 | | | | | | |
|------------|----|----|----|----|----|----|
| Su | M | Tu | W | Th | F | Sa |
| | | | | | | 1 |
| 2 | 3 | 4 | 5 | 6 | 7 | 8 |
| 9 | 10 | 11 | 12 | 13 | 14 | 15 |
| 16 | 17 | 18 | 19 | 20 | 21 | 22 |
| 23 | 24 | 25 | 26 | 27 | 28 | 29 |
| 30 | 31 | | | | | |

| February 22 | | | | | | |
|-------------|----|----|----|----|----|----|
| Su | M | Tu | W | Th | F | Sa |
| | | 1 | 2 | 3 | 4 | 5 |
| 6 | 7 | 8 | 9 | 10 | 11 | 12 |
| 13 | 14 | 15 | 16 | 17 | 18 | 19 |
| 20 | 21 | 22 | 23 | 24 | 25 | 26 |
| 27 | 28 | | | | | |

| March 22 | | | | | | |
|----------|----|----|----|----|----|----|
| Su | M | Tu | W | Th | F | Sa |
| | | 1 | 2 | 3 | 4 | 5 |
| 6 | 7 | 8 | 9 | 10 | 11 | 12 |
| 13 | 14 | 15 | 16 | 17 | 18 | 19 |
| 20 | 21 | 22 | 23 | 24 | 25 | 26 |
| 27 | 28 | 29 | 30 | 31 | | |

| April 22 | | | | | | |
|----------|----|----|----|----|----|----|
| Su | M | Tu | W | Th | F | Sa |
| | | | | | 1 | 2 |
| 3 | 4 | 5 | 6 | 7 | 8 | 9 |
| 10 | 11 | 12 | 13 | 14 | 15 | 16 |
| 17 | 18 | 19 | 20 | 21 | 22 | 23 |
| 24 | 25 | 26 | 27 | 28 | 29 | 30 |

| May 22 | | | | | | |
|--------|----|----|----|----|----|----|
| Su | M | Tu | W | Th | F | Sa |
| | | | | | | 1 |
| 2 | 3 | 4 | 5 | 6 | 7 | |
| 8 | 9 | 10 | 11 | 12 | 13 | 14 |
| 15 | 16 | 17 | 18 | 19 | 20 | 21 |
| 22 | 23 | 24 | 25 | 26 | 27 | 28 |
| 29 | 30 | 31 | | | | |

| June 22 | | | | | | |
|---------|----|----|----|----|----|----|
| Su | M | Tu | W | Th | F | Sa |
| | | | | 1 | 2 | 3 |
| 4 | 5 | 6 | 7 | 8 | 9 | 10 |
| 11 | 12 | 13 | 14 | 15 | 16 | 17 |
| 18 | 19 | 20 | 21 | 22 | 23 | 24 |
| 25 | 26 | 27 | 28 | 29 | 30 | |

| |
|---|
| Sept 1 - TEACHER PROFESSIONAL DAY - Entire school closed 6pm PARENT / TEACHER ORIENTATION via ZOOM |
| Sept 2 - FIRST DAY OF SCHOOL |
| Sept 6 - LABOR DAY - Entire school closed |
| Sept 7 - ROSH HASHANA - School closed / Extended Daycare open |
| Sept 8 - ROSH HASHANA - School closed / Extended Daycare open |
| Sept 16 - YOM KIPPUR - School closed / Extended Daycare open |
| Oct 11 - COLUMBUS DAY - Entire school closed |
| Nov 11 - VETERAN'S DAY - Entire school closed |
| Nov 17 - Nov 19 PARENT/TEACHER CONFERENCES |
| Nov 25 - THANKSGIVING DAY - Entire school closed |
| Nov 26 - THANKSGIVING HOLIDAY - Entire school closed |
| Dec 14 & Dec 16 ADVENT PROGRAM |
| Dec 24 - CHRISTMAS EVE - Entire school closed |
| Dec 27 - Dec 30 CHRISTMAS BREAK - School closed / Ext Daycare open |
| Dec 31 - New Year's Day observance - Entire school closed |
| Jan 17 - MARTIN LUTHER KING, JR. - Entire school closed |
| Feb 1 - LUNAR NEW YEAR - School closed / Extended Daycare open |
| Feb 21 - PRES' DAY & WASHINGTON'S BDAY - Entire school closed |
| Feb 22 - 25 WINTER BREAK - School closed / Extended Daycare open |
| March 16 - 18 SELECT PARENT / TEACHER CONFERENCES |
| April 14 - POTENTIAL SNOW DAY - School closed / Extended Daycare open |
| April 15 - GOOD FRIDAY - Entire school closed |
| April 18 - EASTER MONDAY - Entire school closed |
| April 19 - 22 SPRING BREAK - School closed / Extended Daycare open |
| May 26 - POTENTIAL SNOW DAY - School closed / Extended Daycare open |
| May 27 - POTENTIAL SNOW DAY - School closed / Extended Daycare open |
| May 30 - MEMORIAL DAY - Entire school closed |
| June 15 - 16 MOVING UP & GRADUATION CEREMONIES |
| June 20 - JUNETEENTH - Entire school closed |
| June 23 - LAST DAY OF SCHOOL |
| June 24 - ENTIRE SCHOOL CLOSED |

- PLEASE NOTE:
- * In the event of an EMERGENCY SCHOOL CLOSING: you will receive a *text* message from the school alerting you of the closure. A school closing message will also be posted on our school's Facebook page.
 - * In the event that we do not use our three snow days during the winter months, we have designated April 14th, May 26th and May 27th to use instead. In this case, school would be closed and the extended daycare program would remain open.
 - * Summer SPLASH program for Summer 2022 will begin on June 27th and will run thru Aug 19th.